

The background is a solid blue color. On the left side, there is a white line art graphic consisting of several overlapping loops and curves. On the right side, there is a white line art graphic consisting of a single, long, flowing curve that starts near the bottom and extends towards the top right. The main text is centered and reads "Welcome to Pre-Dental Society" in a white, serif font.

Welcome to Pre-Dental Society

GMM 3 Fall 2023

Point System

- Active Membership Requires 7 total points & Paid Dues
 - 1 point in each category:
 - Fundraising
 - Volunteer
 - Social
 - 2 General Member Meetings
 - 2 additional points from any category
 - Either repeat some of the categories above or also become involved in mentorship, professional development events, and or social media related activities
- Sign in at each event to get a point!
- Executive Board Positions
 - Heavily favor active membership status and the amount of points earned by a member

Dues



\$25 per semester

Venmo @ wisconsinpds

Include "Your Name + PDS Dues" in the description

What do dues go towards?

- Chicago Midwinter Meeting
- DAT prep and study material
- Social media and Website Design
- Charities: Operation Smiles
- Social Events
- & Much More!

Please reach out to Kartar if you encounter any difficulties paying dues!




Fundraising

- Chipotle Fundraiser
 - Monday, **December 18, 4:00 - 8:00 PM**
 - State Street Chipotle
 - Tell them you are there for PDS!
 - Email a pic of your receipt to cjabbott@wisc.edu

Apparel

- T-shirts: \$20 Crew neck: \$35
- Venmo PDS (@wisconsinpds)
 - Include name and items purchased
- Please fill out google form after you have paid
- Form and payment due **This Friday!!! (Nov 17th)**



Question Forum

- Due to no longer having access to the SAC to hold office hours.....
- We have created a Question Forum on Google Sheets
- Ask us any questions you have
- The exec will do their best to answer them
- Scan the QR code to access the question forum
- If you would prefer an one-on-one meeting with one of the exec, please email @predentalsocietyuw@gmail.com to set up a meeting!



Volunteering



- Thanks so much for making the Bayview Foundation and Letters of Love card making a success!
- **Monday, November 27th:** Salvation Army Bell Ringing @ Walgreens on State St.
- 3 spots left!: 2 @ 10-11am, 1 @ 4-5pm...(SIGN UP HERE)
- You can also earn a point if you are actively volunteering outside of the club. Just email Agne or Jillian and let us know!
- Email azukauskaite@wisc.edu and/or jmorrissey3@wisc.edu if you have any questions!



Networking

- Please email **knicker@wisc.edu** if you have met with your mentor/mentee
 - Will give each one point for the semester
- All mentors/mentees should have heard from me at this point, reach out if you are interested or haven't heard back!



Shadowing
Opportunities



Socials

- Comedy club (Nov. 29)




Social Media




- Any General Member may fill out [this google form](#) to be featured as a part of our “Member Monday” spotlight post
 - **FOLLOW US ON INSTAGRAM @PREDENTALSOCIETYUW**
- New this semester----> ENGAGEMENT GIVEAWAY
 - Repost= 1 entry
 - Mention/tag=1 entry
 - Member Monday Post= 4 entries
 - The more points earned (include active member points) will increase your chances of receiving a PDS goodie basket (gift cards, tee-shirt, etc.)



Now for everyone's
favorite....



The DAT



Before we start:
This is a stressful
step of the
process, but you
can do it!



Dental Admissions Test

- All students are required to take the DAT in order to be accepted into Dental School
- Approx. 4.5 hour exam
- Scored from 1-30, reflecting your percentile rank in comparison to other students who have taken the test
- You are graded based on three scores:
 - Total Science (chemistry, biology, organic chemistry)
 - Perceptual Ability (PAT)
 - Academic Average (quantitative reasoning, reading comprehension, total science... not PAT)
- Can only take the DAT a maximum of three times (Must ask permission from ADA to take it again after 3 attempts)
 - You can now take another exam 60 days after your exam
- Test scores are no longer accepted by schools past 3 years after taking the DAT

How Do I Sign Up For The DAT?

- Create a Dentpin
 - Dental Social Security number
 - DO NOT share your Dentpin with anyone (if you send a picture of your score etc.)
 - Write it down somewhere because you'll need it again
 - Click [HERE](#) to create one
- Use your Dentpin to pay for you DAT
 - Click [HERE](#) to login
 - Select “Applications”, then select “DAT”
 - Follow the steps to get your login information (eligibility letter will be sent within a few days)
- Sign up for a test date through Prometric
 - Sign up at least three months before the date you want to take it
 - Click [HERE](#) to set up test date
- Choose “American Dental Association”

Where Do You Take The DAT?

Prometric Testing Centers

- One large room with ~25 desks in cubicles
- Others are taking various types of tests around you
- White boards with non-erasable pens are provided... you must raise your hand to receive more scratch paper
- Noise canceling headphones are provided but you can bring your own earplugs
 - I would recommend using their headphones if you are easily disrupted by outside noise (you can definitely still hear stuff but it is muffled by white noise)
 - I have heard of people getting headaches because of the headphones (I did not experience that)
- You are given a locker (with key) to store your food, phone and other personal belongings in
- You get fingerprinted initially and then metal detected upon each point of entry into the testing room



When Should I Take The DAT?

- After completion of prerequisite courses
 - General chemistry, General biology, Organic chemistry (don't NEED lab)
 - Courses like microbiology, Anatomy & Physiology, and biochemistry are helpful but not necessary

****If considering taking a gap year... delay accordingly****

- Sophomore Summer
 - Highly recommend this time (if it is possible for you), so you have time if you need to retake it
 - Sign up for test date and studying subscription in May (~3 or 4 months before)
 - Signing up for a test date with your subscriptions keeps you more accountable
- Junior Fall
 - Sign up for test date and studying subscriptions in October (~3 or 4 months before)
 - Recommended to take the test at the end of Winter Break
- Keep in mind it takes 2-4 weeks for schools to receive your scores from the time you take it
- REMEMBER YOU HAVE TO WAIT 60 DAYS IN BETWEEN YOUR TESTS

How Does The DAT Go?

Section	Number of Questions	Time allocated
Optional Tutorial		15 minutes
Survey of Natural Sciences (SNS)	100 questions	90 minutes
Perceptual Ability Test	90 questions	60 minutes
Scheduled Break (optional)		30 minutes
Reading Comprehension Test (RCT)	50 questions	60 minutes
Quantitative Reasoning Test (QR)	40 questions	45 minutes

What Makes Up Survey of Natural Sciences?

- 1st-Biology (40 Questions)
- 2nd-General Chemistry (30 Questions)
- 3rdOrganic Chemistry (30 Questions)

*There is no designated time for each of these subsections...

- This means you decide how much time to give yourself for each subsection (biology, general chemistry, and organic chemistry)
- Many study subscriptions tell you the recommended time for each subsection

What is PAT?

- Perceptual Ability Test
 - Tests your spatial visualization skills
 - Ability to interpret 2D representations of 3D objects
 - Very useful to you as a dentist, since you will have to construct mental images of teeth from X-rays, deal with casts and fillings, and otherwise work with 2D and 3D objects
- 6 categories (15 questions per category)
 - Key Hole, Top-Front-End, Angle Ranking, Hole punching, Cube Counting, Pattern Folding
- This is a hard section for many and practice can help you heavily improve your success in this section
 - Get the DAT Bootcamp app for free to practice this section before and during your the time you are studying for the DAT whenever you are free

What is Quantitative Reasoning?

- 40 questions in 45 minutes
 - Need to move quickly
- All math you have seen before
- Simple statistics, algebra, geometry... **NO calculus**
- High school level math questions roughly
- A few questions wrong can affect your score
- Do not skip on studying this section!

What is Reading Comprehension?

- 50 questions in 60 minutes
 - 3 different passages with varying number of questions each
- Extremely similar in format to the ACT/SAT reading section



When do you find out your score?

Once you have completed the 15 min survey after the exam has ended



DAT Score Percentiles

SECTIONS	90TH PERCENTILE	75TH PERCENTILE
Composite DAT Score	21+	19-20
Quantitative Reasoning	19+	18
Reading Comprehension	23+	21-22
Perceptual Ability	22+	21
Survey of Natural Sciences	21+	19-20

How Do I Study?

- DAT Bootcamp
 - 90 day subscription costs \$499
 - Follow Ari's Schedule
 - Gives a day-to-day guideline on what to do to stay on track
 - Breaks built in
 - Most common subscription used
- DAT Booster
 - Similar to DAT Bootcamp
 - 90 day subscription costs \$299
- Physical textbooks
 - DAT Destroyer
 - Princeton Review and Kaplan DAT Preparation Courses
- Notes from previous classes

Helpful Resources For Studying/Advice With Studying

- DAT Bootcamp provided completed biology Anki flashcards
 - Anki is a long-term memory studying method
 - Study these flashcards 15-30min a day throughout your time studying
- Join the Student Doctor Network forum or facebook group at your own risk
 - Can be helpful but can also be extremely competitive... causing you to lose confidence in succeeding
- Purchase a subscription that provides practice exams taken on a computer
 - This best mimics the actual environment of the DAT
 - Textbooks can be more expensive than the scheduled programs
- Take the practice exams in a non-distracting area at the same time you plan to take it
 - Best mimics the actual DAT day

How Much Will This Cost Me?

- The test costs \$525 dollars
 - This includes the fee to send your scores to all the dental schools
 - You must individually select EVERY school for it to be sent to at the time you pay for the test
 - If you do not select all the schools you want to apply at this stage, it costs \$50 dollars per individual school
 - If you choose to not send your scores to schools in case you do poorly and do not want them to see them, and you send your second attempt's score to the schools at a later date... they will be able to see ALL your attempts
 - No advantage to not sending your scores to all schools right when you schedule the exam!
- If you decide to cancel/reschedule it:
 - \$25 to cancel/reschedule 30 days prior to DAT
 - \$60 to cancel/reschedule 5-29 days prior to DAT
 - \$150 to cancel/reschedule 1-4 days prior to DAT

When Should I Possibly Retake it?

- When you have scored below a 19 AA
- If you scored below a 17 in any subsection
 - A low score in QR and RC is not a big deal
 - A low score in the sciences or PAT may cause the need to retake it
- If you are unhappy with your score and are 100% confident you could do better
- Keep in mind that all schools handle multiple attempts differently:
 - Some take the average of of all your DAT attempt scores
 - Some take the highest score
 - Some look at the most recent

When Should I NOT Retake it?

- If you scored a 21+
 - Some people want higher scores to be more likely to receive scholarships
- If you scored between a 17-19 in 1 or 2 sections but did very well in other categories
 - If these low scores are in the sciences or PAT... this may not be the case

Keep in mind: You can contact schools if you do not know if you should retake it or not, and they may say if you should or not to have a chance at getting into their program



Any
Questions?

Upcoming Events

- Apparel Due Date: November 17th
- Salvation Army Bell Ringing- November 27th
- Comedy Club- November 29th
- GMM 4- December 12th @ 8pm in Humanities 1651
- Chipotle Fundraiser- December 18th, 4-8pm